

## FLUSH MOUNTS 2400-3CCT



### HIGHLIGHTS

#### 16" Adjustable 3 CCT Surface Mount / Semi-flush Mount

- 80 lmw per wattage high efficiency
- Good quality LGP (Light Guide Plate) and diffuser plate
- Provides uniform lighting with no black dots or shadow

30W

120V AC

2700 LMN


80 CRI

### CERTIFICATIONS



### COLOUR TEMPERATURE

3000K / 4000K / 5000K (Selectable)



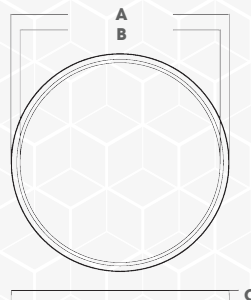
### SPECIFICATIONS

MODEL	2400-3CCT
Wattage	30W
Voltage	120V AC, 60Hz
Lumens	2700 lmw
Beam Angle	120°
Lifetime	50,000 hours
Dimmable	Yes
Grade Of Protection	IP20
CRI	80
Diffuser/Lens Material	PS
Rating	Non-IC rated/Damp location/ Indoor use
Operating Temperature	-20°C ~ +40°C
Application	Corridors / Lobbies / Kitchens / Balconies / Bathrooms / Bedrooms

**FLAT-OUT  
FABULOUS  
CEILING  
PERFECTION**

**5 YEAR WARRANTY**

### DIMENSIONS



**2400-3CCT**  
A - 15-5/8" (397mm)  
B - 14-5/16" (364mm)  
C - 15-16" (24mm)

ORTECH reserves the right to modify at any time, without notice, any or all of our product's features, designs, components and specifications to meet market changes.

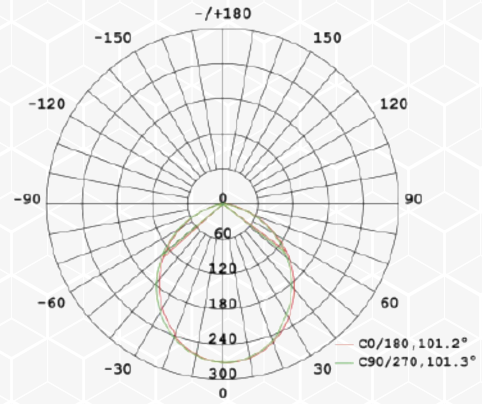


## CLOSET LIGHTS

### 2400-3CCT




#### TESTING REPORT



#### AVAILABLE COLOURS



WHITE  
(WH)



BLACK  
(BK)

REFERENCE	QUANTITY	REMARKS	PROJECT DETAILS
			Project:
			Location:
			Architect:
			Engineer:
			Contractor:
			Submitted By:
			Date:

ORTECH reserves the right to modify at any time, without notice, any or all of our product's features, designs, components and specifications to meet market changes.

